

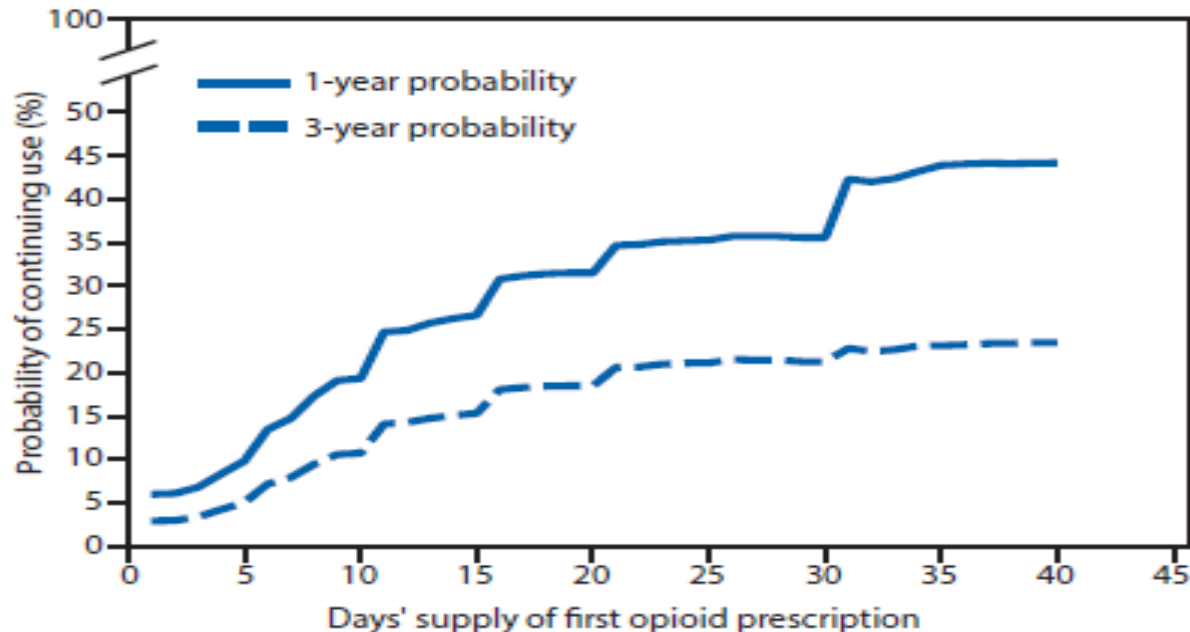


# Chronic Opioid Use and Opioid Use Disorder

Charissa Fotinos, MD, MSc  
Deputy Chief Medical Officer  
May 25, 2017

# Likelihood of opioid continuation varies with days prescribed

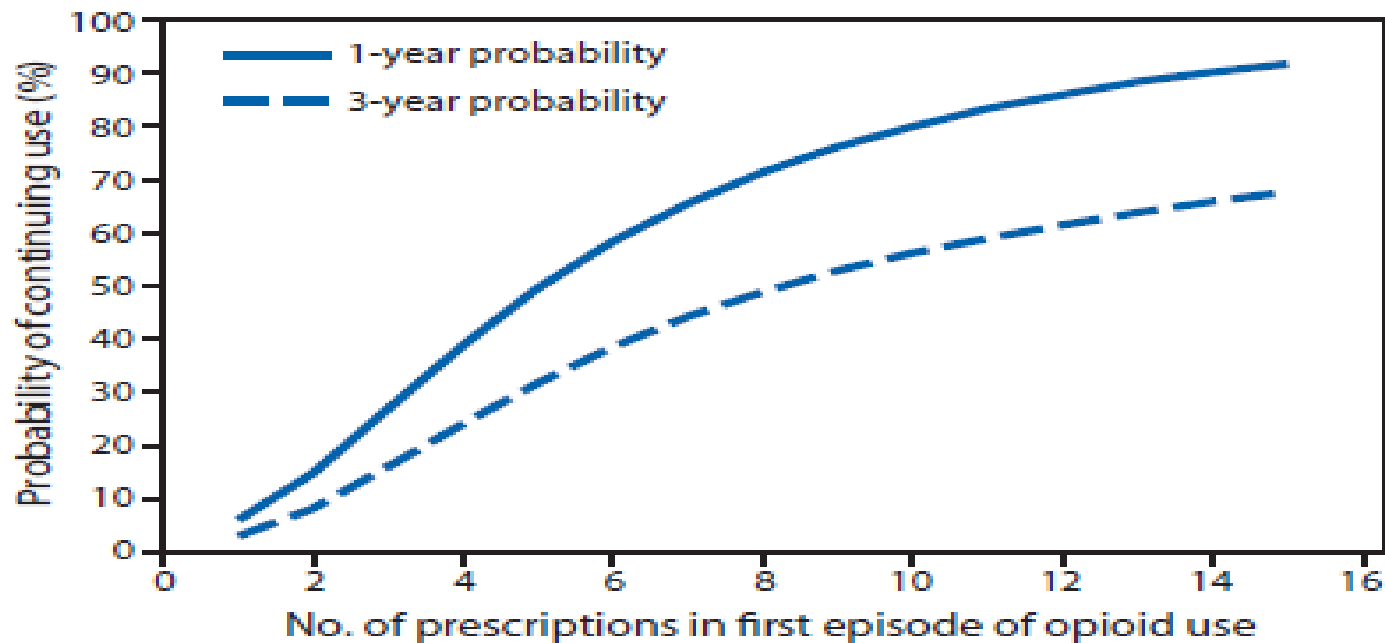
**FIGURE 1. One- and 3-year probabilities of continued opioid use among opioid-naïve patients, by number of days' supply\* of the first opioid prescription — United States, 2006–2015**



\* Days' supply of the first prescription is expressed in days (1–40) in 1-day increments. If a patient had multiple prescriptions on the first day, the prescription with the longest days' supply was considered the first prescription.

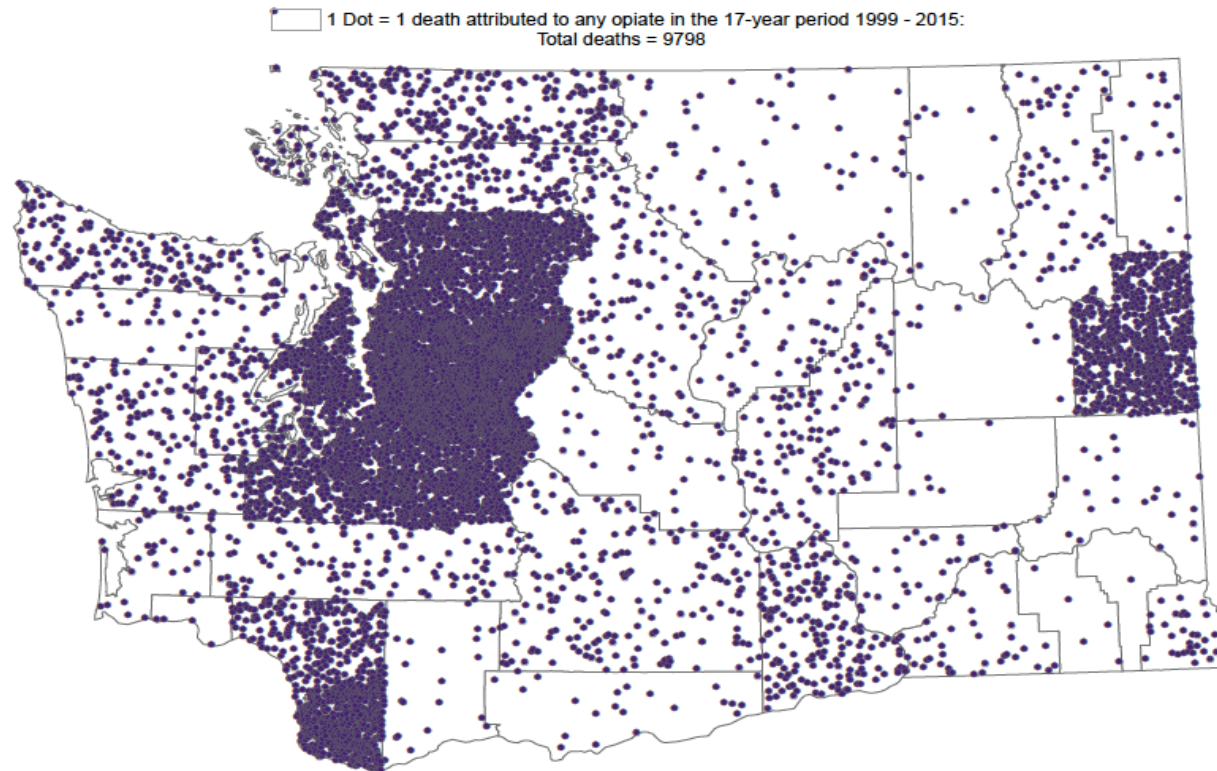
# Likelihood of opioid continuation increases with number of fills

**FIGURE 2. One- and 3-year probabilities of continued opioid use among opioid-naïve patients, by number of prescriptions\* in the first episode of opioid use — United States, 2006–2015**



\* Number of prescriptions is expressed as 1–15, in increments of one prescription.

# Opioid Related Overdose Deaths 1999-2015



Data from Center for Health Statistics, Washington State Department of Health  
Dots randomly placed in county  
Residents who died outside Washington excluded.

# Risks of Abuse or Opioid Use Disorder

Systematic Review Annals of Internal Medicine: Chou et. al. 2015

	Abuse or dependence	Abuse or dependence
Commercial Data Set	Low dose (<36 MED)	High dose (>120 MED)
	0.7% vs. 0.0004%	6.1% vs. 0.0004%
	OR 14.9 (95% CI, 10.4–21.5)	OR 122.5 (95% CI 72.8–206.0)
Primary Care	Abuse	Dependence
	0.6% – 8%	3%–26%
Pain Clinic	Misuse	Addiction
	8% – 16%	2% – 14%
Aberrant drug related behaviors	6% – 37%	

# Models of treatment in primary care

## Practice Based

- OBOT
- Buprenorphine HIV Evaluation and Support Collaboration Model
- One-stop shop model
- Integrated prenatal care and MAT

## Systems based

- **Hub and Spoke (VT)**
- Medicaid health home model
- Project ECHO (NM)
- Collaborative opioid prescribing model (MD)
- Nurse Care Manager model (MA)
- ED initiation OBOT
- Inpatient initiation of MAT
- Southern Oregon Model

Questions?